



7 Tips to Boost Registration

The goal of Camp Invention® is to spread the innovative spirit to as many children as possible. The number one way we can do that is by providing you with information to help boost registration, so we have enclosed several fun and effective promotional tips. All Camp Invention licensed promotional templates highlighted in this document can be found at invent.org/resource-center/licensed-camps

TIP #1 – DISTRIBUTE PRINT FLYERS

Using the Camp Invention flyer template, you can provide parents with more information about the program and let them know where to sign up.

Print and distribute your flyers at school and community events. You can also share your flyer via email or post online to reach parents digitally. Please see Tip #4 for additional ideas to share your flyer digitally.

If your district is in person, include flyers in children's take-home materials so parents will see them.

Reach more members of the community by leaving flyers in local areas – libraries, coffee shops, community and recreation centers, banks and post offices, grocery stores, etc.



Once you get your full-page flyers, we encourage you to work with local businesses to pass them out in creative ways. For example, one Director teamed up with a local pizza shop for a night and each pizza delivered included a Camp Invention flyer on the box.



7 TIPS TO BOOST REGISTRATION

TIP #2 – DISPLAY PROMOTIONAL SIGNAGE

Displaying promotional signage is a great way to build awareness of Camp Invention in your community. With the [Camp Invention poster template](#), you can generate buzz and drive registration for your program. Be sure each poster includes the location of your program, along with dates, times and grade range, so everyone in your community knows where to send their child.

Hang signage in the following places:

- School hallways
- Classroom bulletin boards
- Community grocery stores
- Hair salons
- Ice cream parlors
- Libraries
- Recreation centers, etc.

TIP #3 – SEND EMAILS

Using email is a fast and easy way to communicate with people in your area. Below, we have provided you with a couple of suggestions on how you can share Camp Invention emails with people in your community.

- Send an introductory email to parents, providing details about Camp Invention and a brief message introducing yourself or the Camp Director who will be implementing the program.
- Include Camp Invention information on school district emails and e-newsletters.



When sending emails to parents, include a link to the [National Inventors Hall of Fame YouTube Channel](#). This will give a strong visual aid to help others understand what Camp Invention is all about!

TIP #4 – SHARE WEB OR ELECTRONIC FLYERS

Web or electronic flyers are great tactics for building buzz around your program. Share your Camp Invention flyer electronically with friends, family and those in your community who may be interested in the program. Below, you will find a list of suggested ways to distribute electronic flyers.

- Ask parents to send flyers, via email, to their friends and other parents in the community.
- Post on your school and district websites, along with your favorite social media channels.
- Ask teachers to send the flyer to their classroom list and other professional contacts or post the flyer on Peachjar.

7 TIPS TO BOOST REGISTRATION

TIP #5 – TAKE ADVANTAGE OF LOCAL ADVERTISING OPPORTUNITIES

Advertising in local publications (both digital and print) is a great way to spread the word about Camp Invention. There are many opportunities for advertising in your community, and we have included some ideas below.

- Parent and teacher organization newsletters
- Camp guides and directories
- Community papers, event guides, etc.

Web banner ads are promotional tools we recommend placing on your school's website to promote the program. You could also get web banner ads placed on local event websites in your area. A few Camp Invention banner templates are available.



The program write-ups provided by Camp Invention are great to use for free advertisement opportunities.

TIP #6 – UTILIZE COMMUNITY/SCHOOL EVENTS

We encourage you to take advantage of school and community events to drive awareness and registration for Camp Invention. Below, you will find a list of events and ideas to get you started. In-person or virtual events are a great way to share this experience.

- Lead a hands-on science activity at a PTA meeting to let parents see things in action.
- Promote your camp at community events – sporting events, carnivals, fairs, school family functions, extracurricular activities, assemblies, STEM and parent nights, open houses and summer activity expos.
- Ask a principal or district administrator to use all-call (district-wide communication method) to send an announcement that registration for your local Camp Invention is open.
- Hold a presentation before or after school to inform the staff about the benefits of Camp Invention.

7 TIPS TO BOOST REGISTRATION

TIP #7 – LEVERAGE SOCIAL MEDIA





Camp Invention is very active on social media. Please “follow” us and encourage friends and others in the community to do the same. This way, you can share relevant information about Camp Invention.

- **Share on personal pages** – Use your own social media page to interact with parents who may be interested in Camp Invention. Share posts from the Camp Invention social media pages.
- **Create an event on Facebook** – From your personal page, create an event on Facebook to provide a forum for parents to ask questions and get involved with Camp Invention on social media. The event also serves as a great place to provide families with information about your Camp Invention program, such as times, dates and reminders.
- **Ask others to post and share** – Ask the PTA/PTO and other educators to post information or an event on their social media.



If you have any connections with community or school officials, ask them to tweet or create a social post promoting Camp Invention to show support for the program.

*PLEASE DO NOT CREATE YOUR OWN FACEBOOK PAGE FOR YOUR CAMP LOCATION

-  www.facebook.com/campinvention
-  www.twitter.com/campinvention
-  <https://www.pinterest.com/InventorsHOF>
-  www.youtube.com/NationalInventorsHallofFame_NIHF