





FIRST FLYER INSTRUCTIONS


Start with the images facing up.




1




2




3




4



5



6




7




CLASSIC INSTRUCTIONS

Start with the images facing down.




1



2




3




4




5




6




7




8



9



10



11



TRICKSTER INSTRUCTIONS

Use colored copy paper.



1



2



3



4



5 and 6









7



NAKAMURA LOCK INSTRUCTIONS

Use colored copy paper.

**1****2****3****4****5****6****7****8****9****10****11**